



### ~ Double Hung ~ Imperial vs. Katahdin

We Offer Two Double Hung Styles...Here Are Some Differences To Help You Make The Correct Choice!

**Imperial:** New Construction and Replacement Window  
Pocket Sill  
Removable Integral Nail Fin & 3/4" J Channel  
Extension Jamb & 3" Flat Casing Available



VS.

**Katahdin:** New Construction Only  
Sloped Sill  
Non-Removable Brickmold  
Only Extension Jamb Available



### Glass and Grid Options

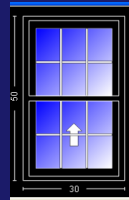
There are Many Options to Add to Our Glass.

#### Glass Options:

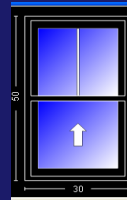
- ~ LowE or Dual LowE Glass
- ~ Argon Filled Glass
- ~ Obscure Glass
- ~ Tempered Glass
- ~ Triple Glaze
- ~ Tinted Glass

#### Grid Options:

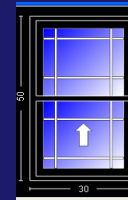
~ Flat or Contour Grids (Between Glass)



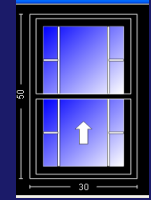
3 Wide 2 High  
6 Over 6



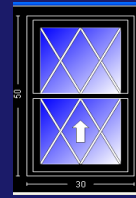
2 Wide 1 High  
2 Over 1



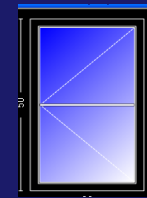
Prairie Grids



Ladder Grids



Diamond Grids



Casement-Thick Center Grid

These Are Only a Few Ideas.  
If You Can Dream It...We Can Do It!

### Please Welcome: Roger Lamontagne

Please Help Us Welcome  
Roger Lamontagne,  
The Newest Member of Our Sales Team!


Roger is very familiar with the window and  
building material industry, and  
he will be a huge asset to our team.

We are very excited about this new  
addition! You may see Roger out and  
about. But, as always, don't hesitate to  
call our office with any questions  
or concerns!

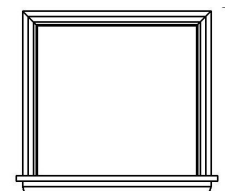
Again, thank you for your business!

### Finish the Job with Ease and Quality with Our Interior Jamb Kits

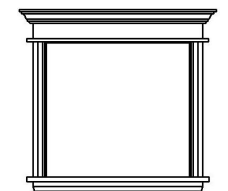
**Standard Jamb Kit** ~ 6 9/16" Primed with Stool



**Jamb and Trim Kit** ~ 6 9/16" Primed with Stool  
and 2 1/2" or 3 1/2"  
Colonial Molding



**Crown Kit** ~ 6 9/16" Primed with Stool  
Jamb Kit and 3 1/2" Colonial  
Molding with Crown Molding



All Kits Are Precut and Primed to  
Any Size Window.  
A Great, Easy Addition to Any Home!



## Do It Once. Do It Right. Waterville Window

### Waterville Window Company

22 Verti Drive  
Winslow, Maine 04901

Tel: 800.232.5798 or  
207.873.0159

Fax: 888.508.5099  
207.877.7975

Email: [info@watervillewindow.com](mailto:info@watervillewindow.com)

We're On the Web!  
[www.watervillewindow.com](http://www.watervillewindow.com)

### Vinyl Railing Installation Instructions

#### Ease the Installation of Our Vinyl Railing with These Instructions!

- 1—Determine the level placement of the bottom rail. Leave no greater than a 2" space from the level surface to the bottom of the rail. Mark this point on the mounting surface.
- 2—Measure the opening at the location where the bottom rail is to be installed. If the opening is shorter than the rail section, trim as needed.
- 3—When trimming, cut an even amount of material from each side. If the trimming causes the cut to be through a picket hole, shift trimming to one side of the rails. Cut the aluminum insert and vinyl rail to the same length.
- 4—Add center support to the underside of the bottom rail. Attach the included support foot bracket to the underside of the rail.
- 5—Position the rail at required height, making sure it is plumb, level & square to the post. Mark for the brackets.
- 6—Slide bottom rail into place. Fasten brackets to the post by screwing through the brackets into the vinyl sleeved post.
- 7—Insert pickets into routed holes in the top rail starting at the end and working your way to the opposite end.
- 8—Establish the height of the top rail and make sure it is level. Fasten the brackets to the post by screwing through the brackets into the post.
- 9—Once the top and bottom rails are both in place, fasten them to the brackets by screwing through each side of the brackets into the sides of the rails. Slide the covers over to complete the assembly!

**Your Job is Now Complete! If You Have Any Questions,  
Please Don't Hesitate to Call, Anytime!**



**Sue Shirley—Co-Owner**

Employed at Waterville Window for 12 1/2 years!

#### What Do You Like About Your Job?

I like speaking with and helping our customers. It is important to me to create a relationship with them. I also enjoy all the people I work with. I do a variety of jobs which always makes for an exciting day.

#### Family Life.

I have been married to my husband, Don, for 29 years. We have one daughter, Amy, who works with us, and a son-in-law, Kevin.

#### What Do You Enjoy Doing in Your Spare Time? Hobbies?

I enjoy doing things with my family, camping, and being outdoors. I also love watching NCIS!

#### \*Just a Thought\*

- 110 million roses, the majority red, will be sold and delivered within a three-day time period at Valentine's
- California produces 60% of American roses, but the vast number sold on Valentine's Day in the United States are imported, mostly from South America.
- 73% of people who buy flowers for Valentine's Day are men, while only 27% are women.
- About 1 billion Valentine's Day cards are exchanged each year.
- More than 50% of cards are sold the week of the holiday.
- Teachers will receive the most Valentine's Day cards. Children ages 6 to 10 exchange more than 650 million Valentine's cards with teachers, classmates, and family members.
- In 1866, candy manufacturer NECCO made the first "conversation hearts" - then called "Motto Hearts." According to NECCO, eight billion of these little candies are sold between January 1 and February 14.
- More than 35 million heart-shaped boxes of chocolate will be sold for Valentine's Day!

Designed by Kevin and Amy Quirion